



# Rotaid Alarm Spect sheet



**NEW**

Pause button

Volume switch

- **Improved, robust design**
- **Retrofittable on all models**
- **Improved loudness level**
- **Adjustable loudness level (low / high)**
- **Battery powered (2 AA Batteries)**
- **Pause button**

## More info

The upgraded Rotaid alarm system combines the comfort of a battery powered system with improved loudness levels. Via a volume switch, two loudness settings can be selected.

An 84dBa and an 98 dBa output (measured at 1 meter from speaker) ensures that the loudness level can be adjusted to the specific requirements of the installation.

The alarm is triggered by a coin sized magnet in the cover and needs no power socket, since it is powered by 2 AA batteries.

Via a red pause button, the alarm can be paused. Once the cabinet is closed again, the alarm will return to its operational status and the pause mode will automatically end.

With a similar set-up as the previous alarm system, the new system can be retrofitted on all Rotaid cabinet models.

*The new alarm systems will be delivered on all cabinets from May 2019.*

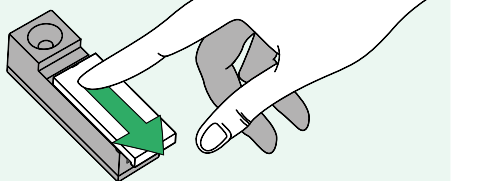




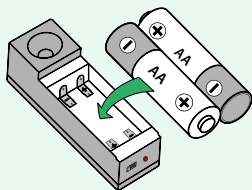
# Rotaid Alarm

## Alarm instructions

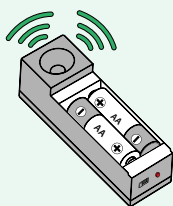
**1.** Open the lid



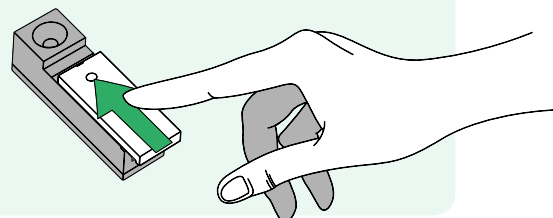
**2.** Insert 2x AA batteries



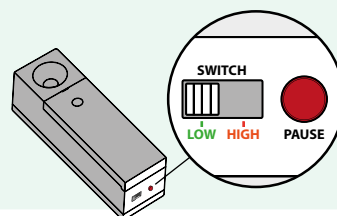
**3.** The alarm indicates it works



**4.** Close the lid



**5.** Choose the desired loudness



**6.** **Your Alarm is now ready!**  
You can close your Rotaid and a signal will be given.

